

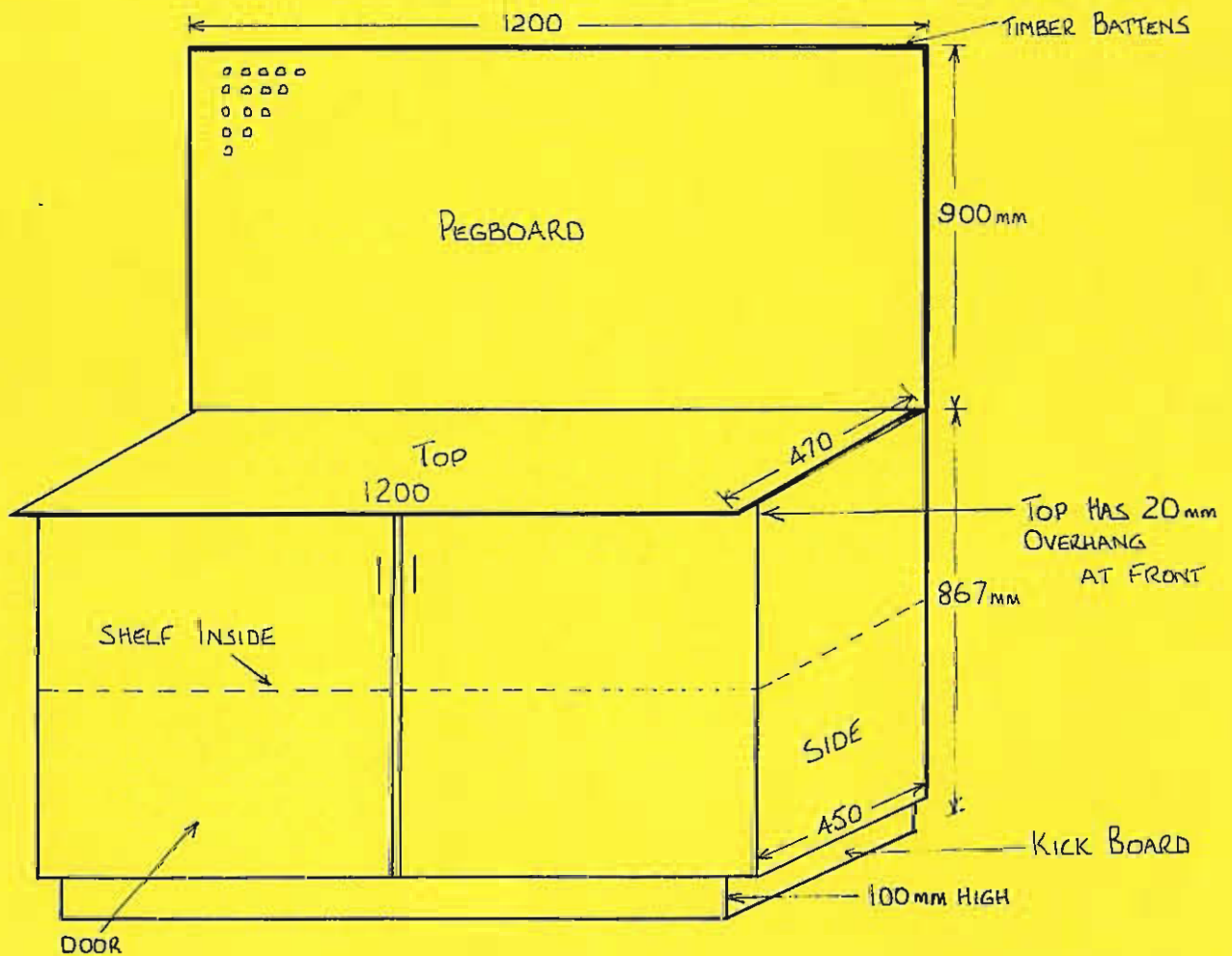
MISTER PLYPLAN

PLAN



WORK BENCH / STORAGE CABINET

900 x 900 x 867mm high



MISTER PLYWOOD

HOW TO LAYOUT THE PANELS ON A PLYWOOD SHEET.

(Note: Use the Mister Plywood Cutting Service available at all Branches.)

With a small amount of board products, you can keep your tools neat and tidy.

MATERIALS LIST:

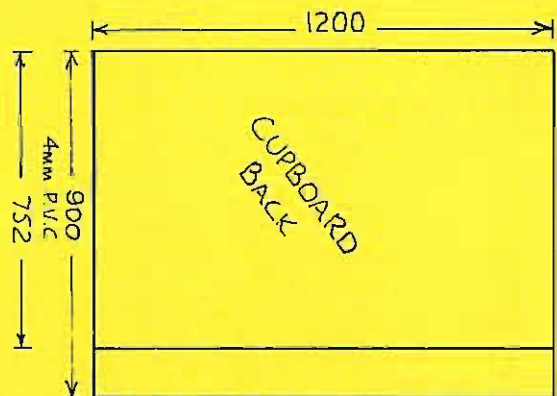
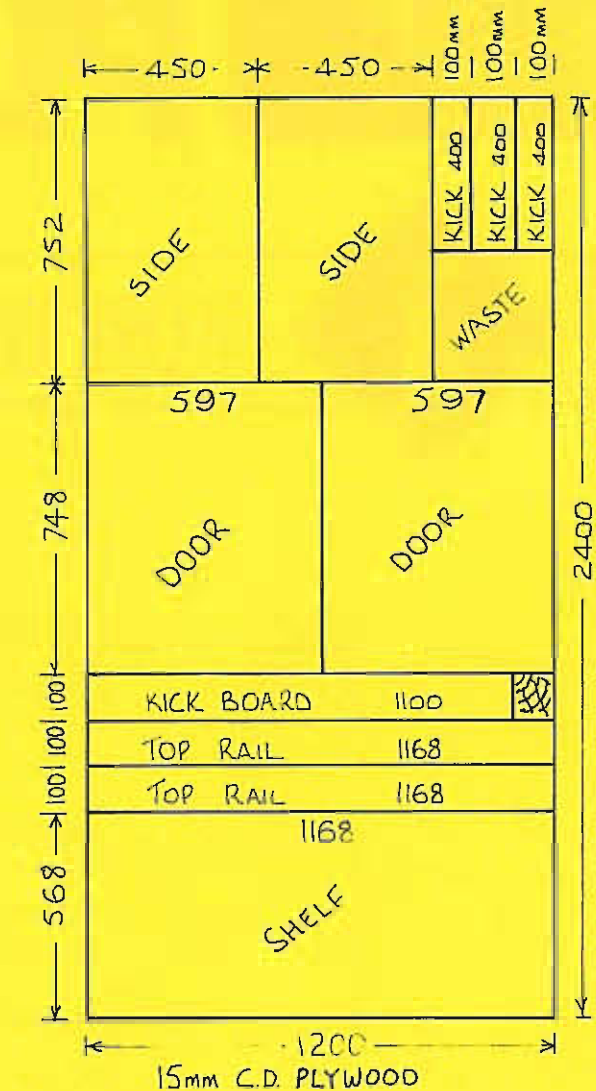
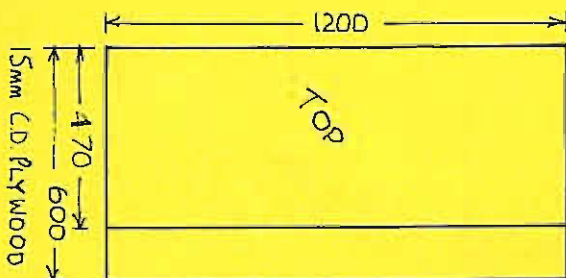
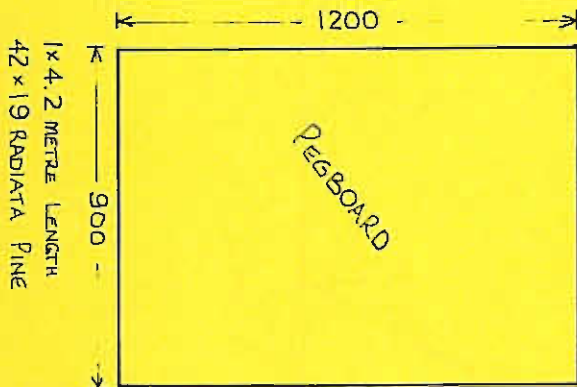
1 x 2400 x 1200 x 15mm C.D. } Structural Grade
 1 x 1200 x 600 x 15mm C.D. } Plywood

1 x 1200 x 900 x 4mm White Ply PVC
 1 x 1200 x 900 x 48mm Masonite Pegboard
 4.2 Lineal Metres 42 x 19 Radiata Pine
 1 Packet 35mm 8 Gauge Screws
 1 Packet 20 x 2.0mm Flat Head Nails
 4 x 110° Cupboard Hinges
 2 x Handles or Knobs

TOOLS REQUIRED:

A Saw; A Drill; A Phillips Head Screwdriver and a Hammer.

CUTTING PLAN FOR PLYWOOD SHEETS:



Baulkham Hills: 9 Gibbon Rd, 624 3377 Bankstown: E8 11 Moxon Rd, 796 3333 Campbelltown: Unit 10, 185 Airs Rd, (046) 25 4311
 Caringbah: 8 Erskine Rd, 540 2688 Gosford West: 8 Dignity Cres, (043) 23 3711 Hornsby: 3/55 Salisbury Rd, 476 3800
 Newcastle: 2/31 Griffiths Rd, Lambton, (049) 57 1644 Penrith: 3/41 Regentville Rd, (047) 32 3788 Tweed Heads: 8 Machinery Dr, (075) 248 007