

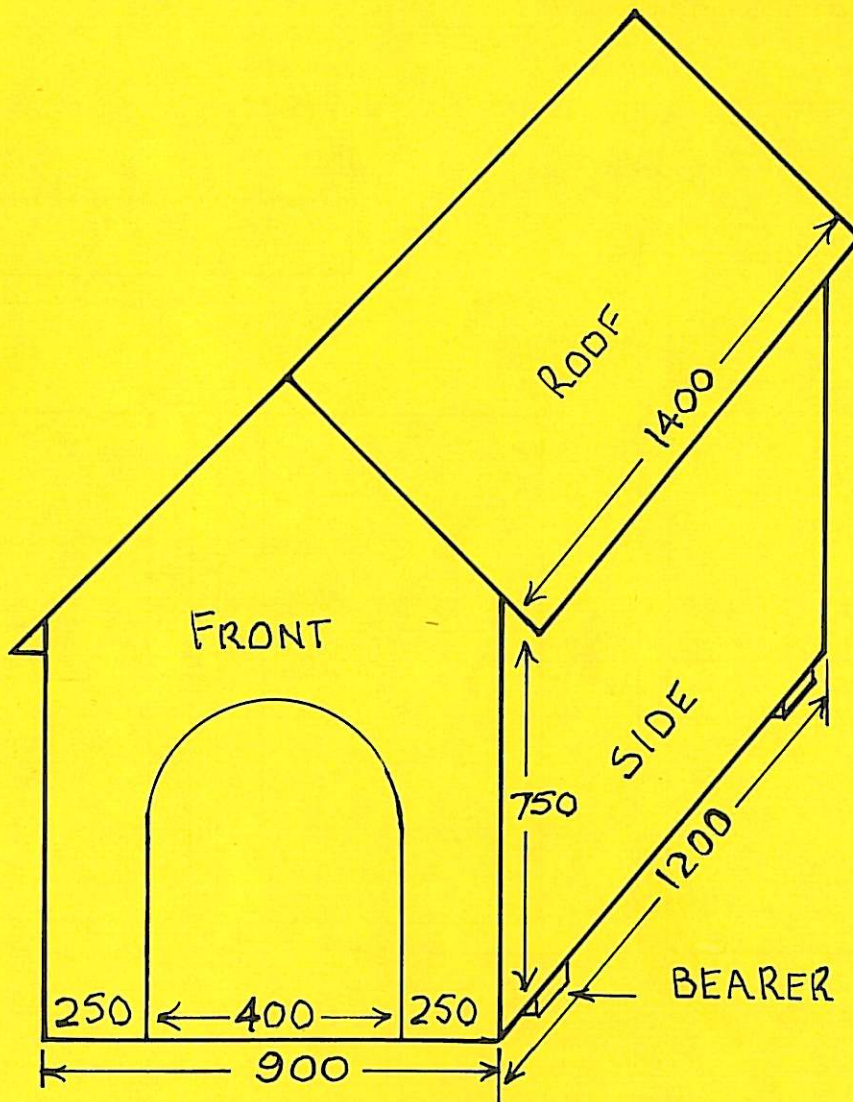
MISTER PLYPLAN

PLAN



DOG KENNEL

1200 x 900 x 1200mm high



MISTER PLYWOOD

HOW TO LAYOUT THE PANELS ON A PLYWOOD SHEET.

(Note: Use the Mister Plywood Cutting Service available at all Branches.)

Build your dog a home of its own.
From just four sheets of plywood,
it will last your best friend for years.

MATERIALS LIST:

2 x 2400 x 1200 x 12mm C.D. } Structural Grade
2 x 1800 x 900 x 12mm C.D. } Waterproof
Plywood

2 x 90 x 45 Hardwood or Treated Pine Bearers

(To keep kennel off the ground)

1 Packet of 35mm Screws (6 Gauge)

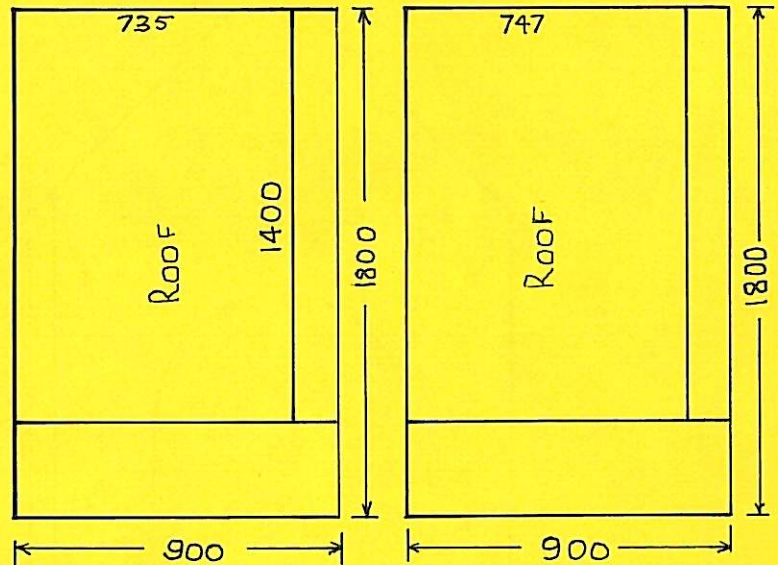
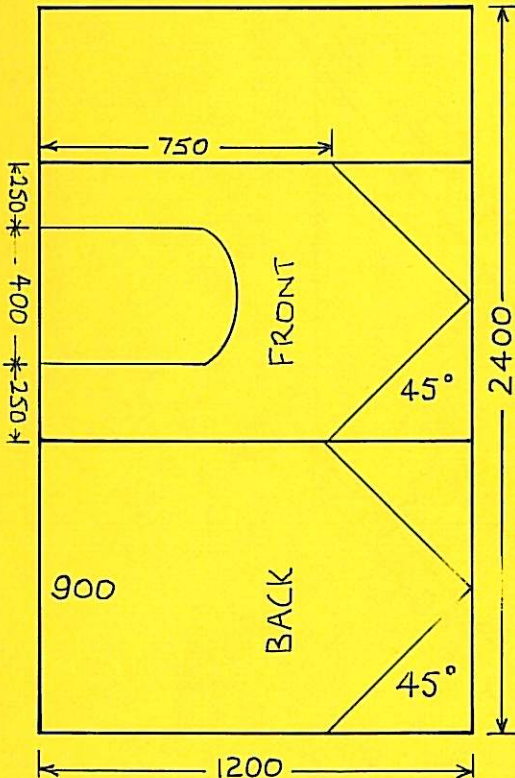
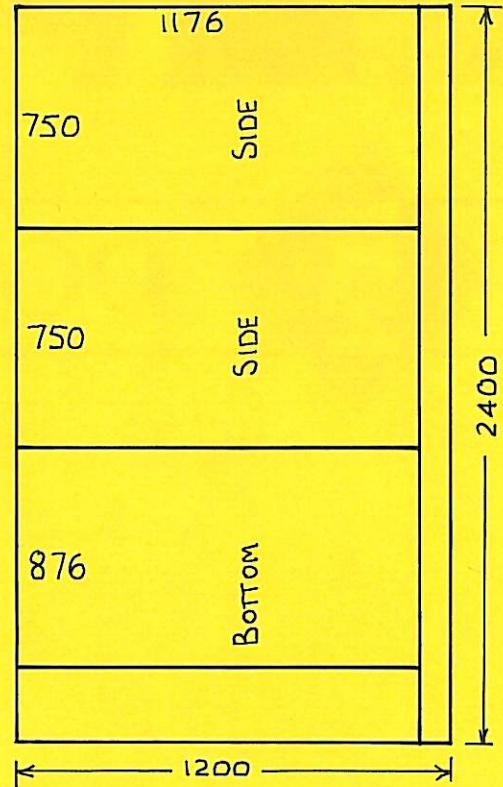
EXTERIOR FINISHING:

An exterior acrylic paint system should be used in accordance with manufacturers instructions.

TOOLS REQUIRED:

A Saw; A Drill; A Phillips Head Screwdriver and a Hammer.

CUTTING PLAN FOR PLYWOOD SHEETS:



MP MISTER PLYWOOD

Baulkham Hills: 9 Gibbon Rd, 624 3377 Bankstown: E8 11 Moxon Rd, 796 3333 Campbelltown: Unit 10, 185 Airds Rd, (046) 25 4311
Caringbah: 8 Erskine Rd, 540 2688 Gosford West: 8 Dignity Cres, (043) 23 3711 Hornsby: 3/55 Salisbury Rd, 476 3800
Newcastle: 2/31 Griffiths Rd, Lambton, (049) 57 1644 Penrith: 3/41 Regentville Rd, (047) 32 3788 Tweed Heads: 8 Machinery Dr, (075) 248 007